

Guide for Separating and Disposing Household Garbage

英語版

(How to dispose at the collection site)


- Place burnable garbage/non-burnable garbage in the designated garbage bags and dispose by 8:00 a.m.
- Recyclable garbage should be separated into categories and disposed at the proper collection sites by 8:30 a.m.
- Please check your local garbage calendar as each area has a different pick-up schedule.
- Garbage bags and stickers can be purchased at supermarkets, home improvement stores, and convenience stores.

Burnable Garbage.

- Put into Burnable Garbage Bags (see picture on the right) and dispose at the proper collection site.
- When an item doesn't fit in the bag, put a garbage sticker※1 on the item.
(up to 60cm X 60cm X 80cm)
- Diapers can be disposed in any transparent or translucent bags※2. (Flush sewage down the toilet.)

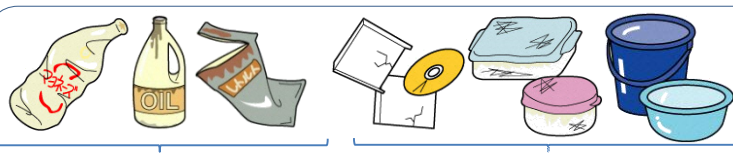
Examples of Burnable Garbage

【Kitchen scraps】



Food scraps Clam shells

【Plastic items】



Unwashed things Items without this plastic label

【Clothes】



Clothes

【Leather / Rubber products】



Shoes Bags Rain boots Rubber gloves



Burnable Garbage Bag

※1



Garbage Sticker

※2



Diapers

Non-burnable Garbage.

- Put into Non-burnable Garbage bags (see picture on the right) and dispose at the proper collection site.
- For hazardous garbage such as fragile items and blades that may cause injury, wrap the items in used newspaper and write the item's name on it. Then put it into a non-burnable garbage bag.
- When an item doesn't fit the bag, paste a garbage sticker※1 on it. (up to 70cm X 70cm X 150cm)
- Dry-cell batteries and cigarette lighters can be disposed in any transparent or translucent bags at the collection site. ※3

Examples of Non-burnable Garbage

【Ceramics / Glass wares】



Vases Glass items Fluorescent lights

【Metals/ Blades】



Pots/ Lids Scissors Kitchen knives

【Home electric appliances】



Clothes irons Electrical pots Razors/Hair dryers

【Garbage assembled with metal or glass】



Umbrellas Toys (with metal)



Non-burnable Garbage bag

※3



Cigarette lighters



Dry-cell Batteries

Recyclable Garbage

英語版

- Recyclable garbage should be separated into categories and disposed at the recyclable collection sites.
 - Please check your local garbage calendar, as each area has a different pick-up schedule.
 - The inside of items should be washed. Dirty containers do not go with recyclable garbage.
 - Plastic materials, PET bottles and cans are separated into different nets.
 - Please rinse the containers to remove grime; wash the inside and drain them.
 - Glass items should be separated by color and put into corresponding containers.
 - Used paper should be separated by type and bound with a string.
- Small papers can be put into a paper bag or designated net.

Examples of Recyclable Garbage

【Plastic containers and packaging】

Items with this mark shown



Food containers



Detergent containers



Styrofoam



Labels/Caps of the PET bottles

【PET bottles】

Items with this mark shown



【Cans】

Items with this mark shown



Beverage cans



Food cans



Gas cartridges (must be punctured)

【Bottles】



Brown bottles



Transparent bottles



Other bottles

【Papers】

Items with this mark shown



Cardboard



Newspapers



Magazines



Paper cartons

Items which are not collected at the collection site

- The following items are prohibited at collecting sites.
- Please consult with the store where the items were purchased, or your local waste disposal company.
- As for recycling household appliances, consult with the store where the item was purchased, or you may buy a recyclable sticker at the post office and dispose of it at designated areas.
- Personal computers should be requested for pickup from the manufacturer.


【Recyclable Household Appliances】




TVs



Air conditioners



Washing machines



Laundry dryers

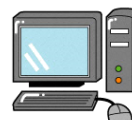


Refrigerators



Freezers

【Personal computers】

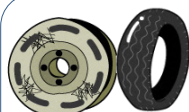


Personal computers



Laptop computers

【Other Miscellaneous Garbage】



Car components and parts



Large Batteries



Spring mattresses



Electric carpets



Microwave ovens



Extinguishers

For further information, please contact the Environment Policy Division (phone: 0197-72-8284), or Kitakami International Assembly Hall for non-Japanese speakers (phone: 0197-63-4497).