

## Transportation Guide



### By Air

Sapporo (New Chitose)	→ Iwate Hanamaki	55 min
Nagoya (Komaki)	→ Iwate Hanamaki	1 hr 10 min
Osaka (Osaka Intl)	→ Iwate Hanamaki	1 hr 20 min
Fukuoka	→ Iwate Hanamaki	2 hr
Iwate Hanamaki Airport to Kitakami: approx. 53 min by bus, 40 min by car		

### Tohoku Shinkansen

Shin-Aomori	→ Kitakami	1 hr 9 min
Morioka	→ Kitakami	15 min
Sendai	→ Kitakami	47 min
Tokyo	→ Kitakami	2 hr 19 min

### Tohoku Expressway

Aomori IC	→ Kitakami Ezuriko IC	214.8km
Aomori IC	→ Kitakami Kanegasaki IC	221.5km
Aomori IC	→ Kitakami Nishi IC (AKITA Expwy)	226.4km
Kawaguchi JCT	→ Kitakami Kanegasaki IC	461.8km
Kawaguchi JCT	→ Kitakami Ezuriko IC	464.7km
Kawaguchi JCT	→ Kitakami Nishi IC (AKITA Expwy)	474.3km

<b>JR</b>	Kitakami Station	63-4241
<b>Bus</b>	Iwatekenkotsu Kitakami Depot	66-3211
<b>Taxi</b>	Anzen Taxi	65-4321
	Kitakami Taxi	63-2345
	Daiyasu Taxi	63-3331
	Fuji Taxi	64-2311
	Heiwa Taxi	64-1234
	Miyako Taxi	63-2200
	Yaegashi Taxi	64-1151

<b>Rent-a-Car</b>	Eki Rent-a-Car	64-6264
	Nippon Rent-a-Car	65-4151
	Toyota Rent-a-Car	65-0100
	Nissan Rent-a-Car	67-2075
	Towa Rent-a-Car	68-2588

Discover Kitakami City cradled by the great Kitakami River

## Kitakami City Natural History Museum



### Tachibana Bishamondo (Manpukuji Temple)

Bishamondo Hall houses Buddhist statues of Bishamonten and Nitennou from the Heian Period (794-1192). These are designated as one of Japan's Important Cultural Properties. Prior arrangement is required for viewing; call 0197-64-7303.



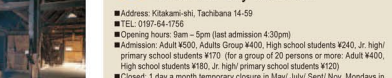
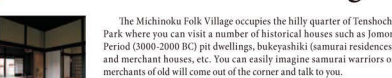
### Gokurakuji Temple Ruins

Dating from the Heian period (794-1192), the massive temple complex is thought to have been comprised of over 700 halls and pagodas and 36 monasteries, representing a once-flourishing Buddhist culture center for education, industry and welfare works.



Take a trip back in time; visiting houses from Japan's past

## Michinoku Folklore Village



Map A D-3  
**Michinoku Folklore Village/ Kitakami City Museum**  
 ■ Address: Kitakami-shi, Tachibana 14-59  
 ■ TEL: 0197-64-1756  
 ■ Opening hours: 9am - 5pm (last admission 4:30pm)  
 ■ Admission: Adult ¥500, Adults Group ¥400, High school students ¥240, Jr. high/primary school students ¥170 (for a group of 20 persons or more: Adult ¥400, High school students ¥180, Jr. high/primary school students ¥120)  
 ■ Closed: 1 day a month temporary closure in May/ July/ Sept/ Nov, Mondays in Dec to Mar (if Monday falls on a holiday, closed on Tuesday instead), and Dec 28 - Jan 4  
 ■ Access: Bus from Kitakami Station to Tenshochi stop, or 15 min drive from Kitakami Ezuriko IC



### "Tenshochi" means "A site with superb views"

Jingaoka hill allows excellent views of the river and surroundings. Many well known samurai warriors pitched their camps here during Japan's civil war period. Azaleas follow cherry blossoms and the autumn colours of the trees are glorious. In winter Kitakami River is a destination for migratory swans from Siberia. Cycling is an excellent way to enjoy the park as there are cycle paths integrated in to the park's layout allowing easy access to museums, temples and monuments.

One of the three best cherry blossom places in the Tohoku region

## Take a stroll through Tenshochi!

### Map A D-3

### Kitakami Tenshochi Sakura Matsuri (Cherry Blossom Festival)

The Cherry Blossom Festival is held from mid-April to early May and attracts locals as well as visitors from far and wide. Japanese traditional Koi Nobori (giant carp streamers) fly over as the river boats float by. You may meet up with traditional geisha or go along on a ride on horse drawn carriages.



### Map B 1 Kitakami Tenshochi (Kitakami City Park Tenshochi)

Come in late April to enjoy some of the most spectacular cherry blossoms in Japan. Until the beginning of May, over 10,000 cherry trees are in full bloom in the 725 acre Kitakami Tenshochi Park, with a 2 km avenue along Kitakami River lined with 90 year-old trees. Tenshochi Park is officially listed in the 'Top 100 Japanese cherry Blossom sites' and 'Top 3 cherry blossom sites in Tohoku area.' A variety of scenery and activities can be enjoyed all year round in and around the park.



The cherry blossom avenue is beautifully lit up at night during the Cherry Blossom Festival.



# Welcome to Kitakami



IWATE KITAKAMI



# Relax your body and soul Geto Kogen Onsen Resort

## Map A-1-6 Hoju no Yu (hot spring)

■Address: Kitakami-shi, Wagacho, Iwasaki 2-3-1  
■Day use only, no overnight facilities  
■TEL: 0197-73-8002  
■FAX: 0197-71-7822  
■URL: <http://www.hojuno-yu.jp/>  
■Access: 15 min drive from Kitakami Ezuriko IC on Tohoku Expwy, or 20 min drive from Kitakami Nishi IC on Akita Expwy



## Map B-4 Santa House Geto

Stay in a log house or trailer house to enjoy the outdoors.

Air conditioned houses are spacious and amenities such as a Cable TV, a fridge and a microwave oven will ensure a comfortable stay.



■Address: Kitakami-shi, Wagacho, Iwasaki 2-77  
■TEL: 0197-73-5050  
■FAX: 0197-73-5059  
■URL: <http://www.santa-house.net/>  
■Access: 30 min drive from Kitakami Station, 15 min drive from Kitakami Ezuriko IC on Tohoku Expwy, or 15 min drive from Kitakami Nishi IC on Akita Expwy

## Map A-1-7 Mizugami Onsen Yumoto Azumakan

The affordable ryokan (Japanese style inn) welcomes you at the entrance to Geto Kogen Onsen area, ideal for quiet relaxation. All the rooms provide great views of deep green in summer and glorious colors in autumn.


■Address: Kitakami-shi, Wagacho, Iwasaki 1-103  
■TEL: 0197-73-7287  
■FAX: 0197-73-7003  
■Day use or overnight stay, with or without meals  
■URL: <http://www.vip.com/azumakan/azumakan/>  
■Access: 25 min drive from Kitakami Station, 15 min drive from Kitakami Ezuriko IC on Tohoku Expwy, or 10 min drive from Kitakami Nishi IC on Akita Expwy



## Map A-1-8 Irihata Onsen Seme no Yu

A hot spring located right by the Geto River, you can bathe while admiring the majestic view of the Irihata Dam and its surrounding greenery. All rooms have internet access.

We will give you a bath tickets to those who like to lunch on Wednesday in this hot spring.



■Address: Kitakami-shi, Wagacho, Iwasaki, Shinden 1-3-1  
■TEL: 0197-73-8008  
■FAX: 0197-73-8005  
■Day use or overnight stay with meals (Special discount: Have lunch on a Wednesday and receive free onsen day use)  
■URL: <http://www.vip.com/irihataonsen/>  
■Access: 30 min drive from Kitakami Station, 20 min drive from Kitakami Ezuriko IC on Tohoku Expwy, or 15 min drive from Kitakami Nishi IC on Akita Expwy

## Map A-1-9 Semi Onsen (hot spring)

Beauty's onsen is popular with women, with three different hot springs that are claimed to help you achieve beautiful skin. Ladies only outdoor onsen bath is available.



■Address: Kitakami-shi, Wagacho, Iwasaki, Shinden 1-128  
■TEL: 0197-73-7284  
■FAX: 0197-73-7011  
■Day use or overnight stay with meals, and beauty spa  
■URL: <http://www.vip.com/semi-onsen.co.jp/>  
■Access: 30 min drive from Kitakami Station, 25 min drive from Kitakami Ezuriko IC on Tohoku Expwy, or 15 min drive from Kitakami Nishi IC on Akita Expwy

## Map A-1-10 Mizugami Onsen Sanshoen

A hot spring full of green and the big sky, some athletic facilities are available on site. White arum blossoms in near by Mizugami Bokuya assuring a relaxed and peaceful environment.

■Address: Kitakami-shi, Wagacho, Iwasaki, Shinden, 2-43-5  
■TEL: 0197-73-6675  
■FAX: 0197-73-6660  
■Day use or overnight stay with or without meals  
■URL: <http://www.vip.com/sanshoen-en/>  
■Access: 25 min drive from Kitakami Station, 15 min drive from Kitakami Ezuriko IC on Tohoku Expwy, or 10 min drive from Kitakami Nishi IC on Akita Expwy



# Geto Kogen Area (Geto Highland Area)



## Map A-1-4 Dam Observation Area

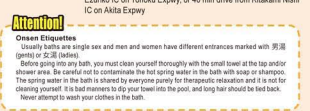
Built on the site where cranes were based for the construction of Irihata Dam, the look-out offers superb views across the lake and the surrounding area including the vast Kitakami Plain and the Komagatake peak. In the spring the lake brims with melted snow from Ono mountain and shines a deep emerald green.



## Map A-4-1 Showakan

Hot spring steam fills the valley with the experience of the perfect onsen nostalgia. Old style ryokan have comfortable prices and you can rest cooling drinks or a set of futons for a self-catered holiday. Many Japanese stay for a full week or longer for relaxation and recreation.

■Address: Kitakami-shi, Wagacho, Iwasaki, Shinden, 1-22  
■TEL: 090-5834-5151 (In winter please call Kitakami Office: 0197-64-6275)  
■URL: <http://www.kitakami.ne.jp/~showakan/>  
■Access: 60 min drive from Kitakami Station, 50 min drive from Kitakami Ezuriko IC on Tohoku Expwy, or 40 min drive from Kitakami Nishi IC on Akita Expwy



## Experience hidden hot spring gems

A 30 minute scenic drive from Kitakami city centre on the highway (Geto Onsen Ikaya Line) will take you to the entrance of the Geto Kogen Onsen area, spread across the eastern foothills of Mt. Komagatake. Natural hot springs, said to have been discovered by a noble monk in 856 AD, are scattered in the area. Many of them are open-air and offer different health benefits.

Along the highway the hot springs appear in the following order:  
Two affordable ryokans welcome you in Mizugami Onsen, ideal for quiet relaxation. The hot spring is said to be effective for musculoskeletal aches and convalescence.

Next is the Semi Onsen, popular with women as it offers female-only open-air baths. Semi has three different hot springs; each is said to contain benefiting properties for achieving beautiful skin.

Irihata Onsen is effective for musculoskeletal aches and you can bathe while admiring the majestic view of the Irihata Dam and its surrounding greenery.

Finally, you will arrive in Geto Onsen, situated deep in the mountains. It is closed between early November and early May due to heavy snow. The quiet location has been well known since the Edo Period, and is listed among the top 100 best onsen in Japan.

## Healing the body as well as mind




## Map A-4-10 Motoyu Geto

(Access closed during winter time from the beginning of November to early May)  
■Address: Kitakami-shi, Wagacho, Iwasaki, Shinden 1-22  
■TEL: 090-5834-5151 (In winter please call Kitakami Office: 0197-64-6275)  
■URL: <http://www.kitakami.ne.jp/~motoyu/>  
■Access: 60 min drive from Kitakami Station, 50 min drive from Kitakami Ezuriko IC on Tohoku Expwy, or 40 min drive from Kitakami Nishi IC on Akita Expwy



## Map A-4-2 Geto Onsen Kanko Hotel

Out-door baths are scattered around in primary Bunsu beech forest, four indoor onsen baths with different temperature and spring water quality are also on offer.



Geto onsen is Kitakami's hidden treasure deep in the foothills of Yakushi mountains in the Kuramae quasi-National Park. Many hot springs are scattered in the valley forming natural open-air baths.

## Map A-4-10 Natural hot spring Geto Kogen Onsen

Adjacent to Geto Kogen Ski Resort, it boasts spacious outdoor baths with a view and the far-infrared mild temperature sauna will refresh your body and soul after a day of skiing.

●Used lift ticket will give you a free visit  
●Parking fee will be reimbursed  
●Opening times: during regular season 10:00-19:00 during night skiing season 10:00-22:00  
●Access: 60 min drive from Kitakami Station, 50 min drive from Kitakami Ezuriko IC on Tohoku Expwy, or 40 min drive from Kitakami Nishi IC on Akita Expwy

	Adult	Child
Admission fee (Bathing fee)	¥600	¥400
Book of Coupons	¥2,700	
Rental Towel	¥200	



## Hiking and Climbing in Geto Kogen

### Geto Three Mountain Trekking

An adventure that starts from Geto Onsen. The Three Mountains are Ushigatayama, Kiyozukayama and Komagatake. The trails go through virgin forests, alpine flower fields, marshes and rocky surfaces. You can try one mountain a day, and recharge your energy by relaxing at the Geto Onsen at night.


### Geto Kogen Trekking Course

The course goes around the Geto Kogen Ski area through a virgin beech forest. Whether enjoying fresh greenery in spring or spectacular colors in autumn, your course will take you to Mt. Tobakabe. The skiing gondola can be used one way for an easier hike.

Trekking courses			
Course	Elevation	Distance (one way)	Time (climbing/descending)
Ushigatayama	1339.8m	approx. 3.6 km	approx. 180 min/140 min
Kiyozukayama	1372.8m	approx. 6.1 km	approx. 240 min/180 min
Komagatake	1129.8m	approx. 5.0 km	approx. 190 min/140 min

Trekking Guides (Japanese only)			
Geto Kogen trekking guides can be arranged by contacting Kitakami City Hall shokan@city.kitakami.iwate.jp or calling Kitakami Information Assembly Hall (TEL: 0197-63-4497)			
Geto Kogen Trekking			
Course	Distance (one way)	Time (climbing/descending)	
Geto Kogen Trekking Course	approx. 4.0 km	approx. 130 min/100 min	
Gondola can be used for one way for a fee			

Geto Kogen Snow Shoe Hiking			
Course	Distance	Time	
Geto Kogen Snow Shoe Hiking Course	2 ~ 3 km	approx. 120 min	
Gondola can be used for one way for a fee. A pair of snow shoe rental: ¥500.			



## May


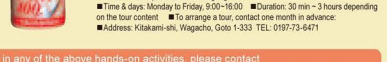
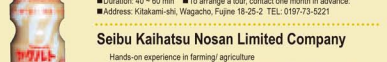
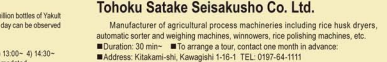
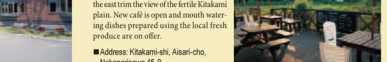
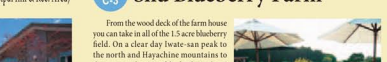
### Opening of Geto Onsen

The public access to Geto Onsen opens (access is closed due to deep snow from November to April)

●Geto Kogen Ski Resort  
●Furusato Taikenkan Kitakami (Municipal Inn & Rec. Area)

●Kitakami Country Club  
●Waga Public Golf Course

## Hands-on Experience



# Geto Kogen Ski Resort

## Map A-1-10

Total Area Approx 170 acres  
Total runs: 14,110 m  
The longest run: 2,885 m  
No. of runs: 14 Gondola x 2 Lift x 3



■Lift tickets are available in various packages to suit your needs and schedule.  
■Do not lift out of designated courses.  
■Do not use lifts with a child on your lap.

After skiing, why not enjoy the hot spas at the adjacent Geto Kogen Onsen?  
<http://geto.kogen.com/en/html>

■Beginners  
■Intermediate  
■Advanced  
■Ski school



■Address: Kitakami-shi, Ryutsu Center 19-33  
■TEL: 0197-71-1330  
■URL: <http://www.city.kitakami.iwate.jp/ski/>

■Address: Kitakami-shi, Ryutsu Center 19-33  
■TEL: 0197-71-1330  
■URL: <http://www.city.kitakami.iwate.jp/ski/>

■Address: Kitakami-shi, Ryutsu Center 19-33  
■TEL: 0197-71-1330  
■URL: <http://www.city.kitakami.iwate.jp/ski/>

■Address: Kitakami-shi, Ryutsu Center 19-33  
■TEL: 0197-71-1330  
■URL: <http://www.city.kitakami.iwate.jp/ski/>

■Address: Kitakami-shi, Ryutsu Center 19-33  
■TEL: 0197-71-1330  
■URL: <http://www.city.kitakami.iwate.jp/ski/>

■Address: Kitakami-shi, Ryutsu Center 19-33  
■TEL: 0197-71-1330  
■URL: <http://www.city.kitakami.iwate.jp/ski/>

■Address: Kitakami-shi, Ryutsu Center 19-33  
■TEL: 0197-71-1330  
■URL: <http://www.city.kitakami.iwate.jp/ski/>

■Address: Kitakami-shi, Ryutsu Center 19-33  
■TEL: 0197-71-1330  
■URL: <http://www.city.kitakami.iwate.jp/ski/>

■Address: Kitakami-shi, Ryutsu Center 19-33  
■TEL: 0197-71-1330  
■URL: <http://www.city.kitakami.iwate.jp/ski/>

■Address: Kitakami-shi, Ryutsu Center 19-33  
■TEL: 0197-71-1330  
■URL: <http://www.city.kitakami.iwate.jp/ski/>

■Address: Kitakami-shi, Ryutsu Center 19-33  
■TEL: 0197-71-1330  
■URL: <http://www.city.kitakami.iwate.jp/ski/>

■Address: Kitakami-shi, Ryutsu Center 19-33  
■TEL: 0197-71-1330  
■URL: <http://www.city.kitakami.iwate.jp/ski/>

■Address: Kitakami-shi, Ryutsu Center 19-33  
■TEL: 0197-71-1330  
■URL: <http://www.city.kitakami.iwate.jp/ski/>

■Address: Kitakami-shi, Ryutsu Center 19-33  
■TEL: 0197-71-1330  
■URL: <http://www.city.kitakami.iwate.jp/ski/>

■Address: Kitakami-shi, Ryutsu Center 19-33  
■TEL: 0197-71-1330  
■URL: <http://www.city.kitakami.iwate.jp/ski/>


■Address: Kitakami-shi, Ryutsu Center 19-33  
■TEL: 0197-71-1330  
■URL: <http://www.city.kitakami.iwate.jp/ski/>

■Address: Kitakami-shi, Ryutsu Center 19-33  
■TEL: 0197-71-1330  
■URL: <http://www.city.kitakami.iwate.jp/ski/>

■Address: Kitakami-shi, Ryutsu Center 19-33  
■TEL: 0197-71-1330  
■URL: <http://www.city.kitakami.iwate.jp/ski/>

## Map A-1-10

Total Area Approx 170 acres  
Total runs: 14,110 m  
The longest run: 2,885 m  
No. of runs: 14 Gondola x 2 Lift x 3



■Lift tickets are available in various packages to suit your needs and schedule.  
■Do not lift out of designated courses.  
■Do not use lifts with a child on your lap.

After skiing, why not enjoy the hot spas at the adjacent Geto Kogen Onsen?  
<http://geto.kogen.com/en/html>

■Beginners  
■Intermediate  
■Advanced  
■Ski school



■Address: Kitakami-shi, Ryutsu Center 19-33  
■TEL: 0197-71-1330  
■URL: <http://www.city.kitakami.iwate.jp/ski/>

■Address: Kitakami-shi, Ryutsu Center 19-33  
■TEL: 0197-71-1330  
■URL: <http://www.city.kitakami.iwate.jp/ski/>

■Address: Kitakami-shi, Ryutsu Center 19-33  
■TEL: 0197-71-1330  
■URL: <http://www.city.kitakami.iwate.jp/ski/>

■Address: Kitakami-shi, Ryutsu Center 19-33  
■TEL: 0197-71-1330  
■URL: <http://www.city.kitakami.iwate.jp/ski/>

■Address: Kitakami-shi, Ryutsu Center 19-33  
■TEL: 0197-71-1330  
■URL: <http://www.city.kitakami.iwate.jp/ski/>

■Address: Kitakami-shi, Ryutsu Center 19-33  
■TEL: 0197-71-1330  
■URL: <http://www.city.kitakami.iwate.jp/ski/>

■Address: Kitakami-shi, Ryutsu Center 19-33  
■TEL: 0197-71-1330  
■URL: <http://www.city.kitakami.iwate.jp/ski/>

■Address: Kitakami-shi, Ryutsu Center 19-33  
■TEL: 0197-71-1330  
■URL: <http://www.city.kitakami.iwate.jp/ski/>

■Address: Kitakami-shi, Ryutsu Center 19-33  
■TEL: 0197-71-1330  
■URL: <http://www.city.kitakami.iwate.jp/ski/>

■Address: Kitakami-shi, Ryutsu Center 19-33  
■TEL: 0197-71-1330  
■URL: <http://www.city.kitakami.iwate.jp/ski/>

■Address: Kitakami-shi, Ryutsu Center 19-33  
■TEL: 0197-71-1330  
■URL: <http://www.city.kitakami.iwate.jp/ski/>

■Address: Kitakami-shi, Ryutsu Center 19-33  
■TEL: 0197-71-1330  
■URL: <http://www.city.kitakami.iwate.jp/ski/>

■Address: Kitakami-shi, Ryutsu Center 19-33  
■TEL: 0197-71-1330  
■URL: <http://www.city.kitakami.iwate.jp/ski/>

■Address: Kitakami-shi, Ryutsu Center 19-33  
■TEL: 0197-71-1330  
■URL: <http://www.city.kitakami.iwate.jp/ski/>

■Address: Kitakami-shi, Ryutsu Center 19-33  
■TEL: 0197-71-1330  
■URL: <http://www.city.kitakami.iwate.jp/ski/>

■Address: Kitakami-shi, Ryutsu Center 19-33  
■TEL: 0197-71-1330  
■URL: <http://www.city.kitakami.iwate.jp/ski/>

■Address: Kitakami-shi, Ryutsu Center 19-33  
■TEL: 0197-71-1330  
■URL: <http://www.city.kitakami.iwate.jp/ski/>

■Address: Kitakami-shi, Ryutsu Center 19-33  
■TEL: 0197-71-1330  
■URL: <http://www.city.kitakami.iwate.jp/ski/>


## Culture

### Map B-3 In every Japanese person's memory Sato Hachiro Memorial Museum



The museum houses the poet Sato Hachiro's books, records and personal possessions. Immensely popular and prolific, Sato wrote up to 20,000 pieces including many children's songs that are well known among the Japanese people today.  
■Address: Kitakami-shi, Tachibana 13-5-3  
■TEL: 0197-65-5401  
■URL: <http://www.okazaki-net.via-jp/>

### Map D-3 Kitakami Yakoku (Kitakami serenade Monument)



The monument, built in 1974, is inscribed with words and musical notations from a celebrated love song that is still a popular selection at any karaoke today. Written and composed by two local teenagers in 1941 during WWII, the song became popular nationwide. The writers remained unknown until 1981 when they finally revealed their identities.

### Map G-3 Serene place of literature Museum of Contemporary Japanese Poetry, Tanka and Haiku

With a unique collection of Japanese modern poetry, tanka, haiku and senryu since Meiji era, the museum is the only one of its kind in Japan dedicated to the poetry literature. It attracts visitors from all across Japan.  
■Address: Kitakami-shi, Hongoku-cho 2-5-60 ■TEL: 0197-65-1728  
■URL: <http://www.shikibu.jp/>



### Map A-3-3 Ancient burial site full of history and cultural heritage Ezuriko Kofun-gun (ancient burial mounds)



Kitakami area, where Kitakami River and Waga River meet, has been inhabited ever since the Paleolithic age. Settled on the north bank of Waga River are, approx. 120 burial mounds of 6 to 15 meters in diameter dating from late 7th to early 8th century, producing Magatama curved beads, cut glass beads, swords and harnesses. In particular, glass beads covered with gold is a rare find in Japan and indicates trading with the continent. Ezuriko Kofun-gun was designated a National Historic Site in 1975.

### Map C-3



Our demons are the embodiment of Shinto and Buddhist deities; Experience their glorious dances for peace and abundance.

# Kitakami: Where the wild demons are



## Onikembai (Sword dance with demon mask)

Onikembai, the most popular folk cultural heritage in Kitakami, began taking shape about 1300 years ago during the Taiho Period (701-704) as a Buddhist enlightenment dance. Later, the dances were performed by samurai warriors to celebrate the departure to or triumphant returns from battles.

Because of the stern looking masks, people came to call the dancers 'Oni' or demon/ogre, but they actually represent an incarnation of Buddha, and that is the reason why the masks do not have the horns usually associated with Onis. There are four mask colours in white, blue, red and black, and two masks with facial expressions of 'Ah' (with an open mouth denoting 'the beginning'), and 'Un' (with a closed mouth denoting 'the end'). Each dance troupe consists of eight dancers and the leader usually wears the white demon mask.

Kitakami boasts 12 Onikembai troupes of which two are designated as Significant Intangible Folk Cultural Asset of Japan. There is a repertoire of about 20 dances, some in a form of circle dancing, others portray martial arts and at times even acrobatic elements are incorporated.



**Map-A C-3-1**

### Oni no Yakata (Oni Museum)

A wide collection of everything demonic from the scariest to the lovable, Japanese or International (Nepali, Indian or Mexican) are on display. You can make prior arrangement to experience Onikembai or participate in workshops to create Kappa masks. 15 minutes drive from Kitakami city centre. Admission charges apply.

**Map-A C-3-1**

### Kitakami Shiritsu Oni no Yakata Museum

- Address: Kitakami-shi, Wagacho, Iwasaki 16-131
- TEL: 0197-73-8488
- Opening hours: 9am – 5pm (last admission 4:30pm)
- Closed: Mondays in Dec to Mar (if Monday falls on a holiday, closed on Tuesday instead), and Dec 28 - Jan 4
- Admission: Adult ¥500, Adults Group ¥400, High school students ¥240, Jr. high/ primary school students ¥170 (for a group of 20 persons or more: Adult ¥400, High school students ¥180, Jr. high/ primary school students ¥120)
- Access: 15 min drive from Kitakami Ezuriko IC towards Iwasaki via R107
- Free parking is available (60 spaces)

**Attention!**

1. No flash photography.
2. No sketching, use of fountain pens or brushes.
3. Do not touch exhibits.
4. No smoking.
5. Please respect other visitors and facilities.



Hands-on workshop

### Demon mask making

Come and make your own Demon mask. ¥350 per person, prior arrangement is required. Call Oni no Yakata at 0197-73-8488 to book.

**Geto Onsen Bonfire Onikembai**

Held every Saturday during July and August (excepting the 1<sup>st</sup> Saturday in August), Onikembai lit by bonfire is more intense and powerful.

